

## **Drop-in Battery Charger BRC-50**

The BRC-50 charger is for recharging the batteries in the Body-Pack transmitter (IRB-30) or Handheld transmitter (IRH-30) or Crescent (IRT-30). Insert either transmitter into the fitted receptacle. Charging will commence automatically.

### **USE RECHARGEABLE NiMH BATTERIES ONLY**

The battery charger is a rather sophisticated charger. It will charge the NiMH batteries at an optimum charge rate, maintain a full charge, and can recycle the batteries for extended battery service life.

- Plug the power adapter Plug into an AC outlet
- Plug DC cable into charger
- Place handheld microphone and/or body-pack transmitter into their appropriate slot
- A **Red** LED will light indicating unit is charging
- At full charge, the LED will change to **Green**.
- Recycling the batteries on a monthly or bi-monthly basis will extend the service life of the batteries. To recycle the rechargeable batteries, push and hold the black button for 3-5 seconds. A **YELLOW** LED will light indicating the batteries are being discharged. When the batteries are exhausted, the charger will reverse and charge the batteries to full capacity.
- If non-rechargeable batteries are placed in the charger, it will sense the non-rechargeable batteries and will not charge them. The **red** LED will commence blinking continuously.

*Caution: Do not attempt to recharge non-rechargeable batteries such as Alkaline or similar. The charger will usually sense the fallacy, however; there are certain conditions that are not detectable depending on the condition of the batteries. Attempting to charge non-rechargeable batteries can damage the transmitter, charger, cause batteries to leak, over heat and create a danger for fire.*



Red



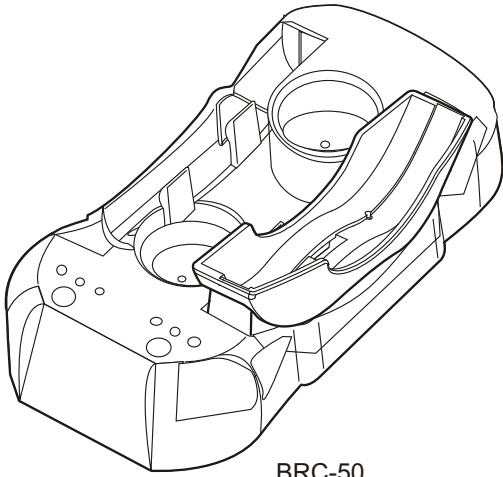
Green



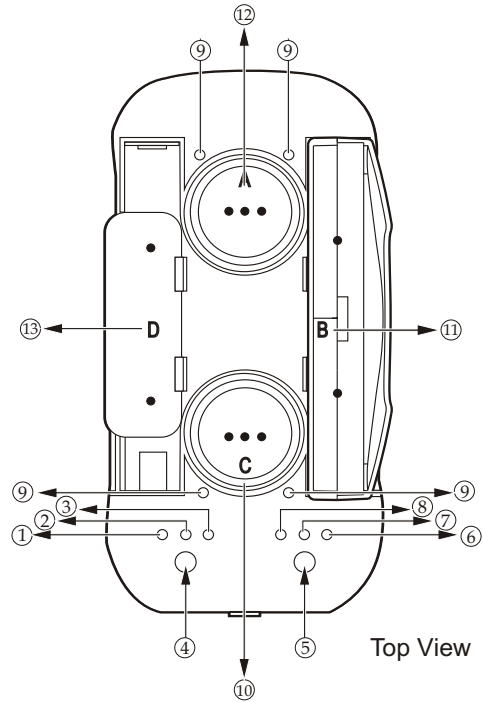
Yellow




# Diagram and Instruction



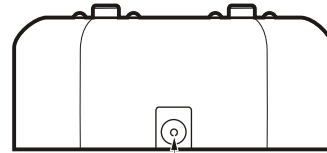
BRC-50



Top View



Bottom View



Side View

- |   |  |
|---|--|
| <ul style="list-style-type: none"> <li>① D slots charging and saturated indicator light</li> <li>② D slots discharging indicator light</li> <li>③ C slot charging and saturated indicator light</li> <li>④ D slot discharging and enforced charging switch</li> <li>⑤ B slot discharging and enforced charging switch</li> <li>⑥ A slot charging and saturated indicator light</li> <li>⑦ B slot discharging indicator light</li> <li>⑧ B slot charging and saturated indicator light</li> <li>⑨ Microphone support jack</li> </ul> | <ul style="list-style-type: none"> <li>⑩ C slot charging area<br/>( for handheld microphone transmitter only )</li> <li>⑪ B slot charging area<br/>(for IRT-30 pendant transmitter)</li> <li>⑫ A slot charging area<br/>( for handheld microphone transmitter only )</li> <li>⑬ D slot charging area<br/>(for rechargeable batteries and bodypack transmitter)</li> <li>⑭ DC12V input</li> </ul> |
|---|--|

## Charging

